

PEDAL ASSEMBLIES

*Saloon 1977*

Pedal length 180mm X1

*Saloon 1978 - 1981*

Pedal length 190mm

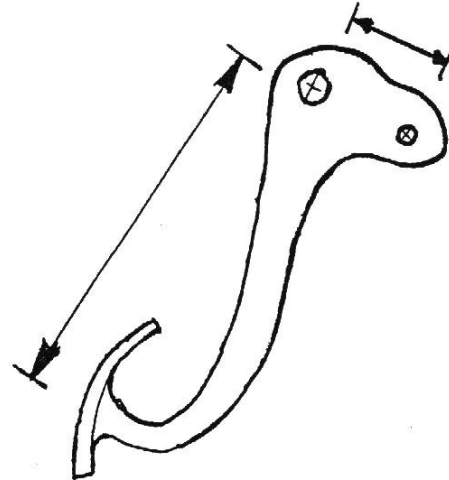
*Saloon 1981-1983 and 1984*

Pedal length 180mm X2

*Rapid 120G*

Pedal length 180mm X2

(X1 and X2 differ in shape)



Adjust the pedal to the same height as clutch pedal.

BRAKE LIGHT SWITCH

*Saloons 1977-1983*

Should make contact after 10mm pedal travel.

*Rapid 120G*

If required should make contact after 15mm pedal travel.

Adjustment by slackening the switch retaining screws and moving the switch.

FAILURE WARNING LIGHT SWITCH

*Saloons 1977-1983*

Should operate after 100 to 110 mm pedal travel.

*Rapid 120G & Saloon 1984 on*

If required should operate after 117 to 123 mm pedal travel.

To test operation of warning bulb and switch on all types, flick operating lever. Reset by pressing shaft.

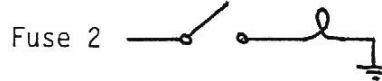
On type (c). The bulb is tested each time the switch is turned to the start position.

Three wiring circuits:

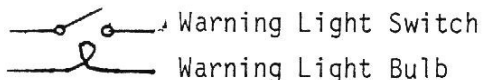
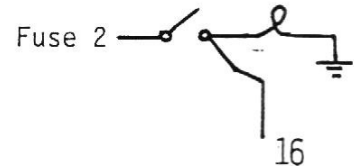
a) 1977



b) 1977-1982



c) 1982 -



Ignition switch